



# Grandparents Living with Grandchildren Edmonson County



Kentucky: By The Numbers  
<http://kybtn.ca.uky.edu>

Julie N. Zimmerman, Professor, Rural Sociology  
Amy Kostelic, Associate Professor, Adult Development and Aging.  
August, 2024

Nationally, 3.7% of households have a grandparent who is living with their grandchildren (called coresident). For some grandparents, living with their grandchildren means also being responsible for them. According to the 2022 American Community Survey (ACS) 5-year estimates, between 2017 and 2022 in Kentucky there were an estimated 51,247 (+/- 2,009) grandparents who both lived with and had responsibility for their grandchildren. Of these, around two thirds were women and about one quarter had an income that was below poverty.

For more on grandparents living with their grandchildren, see the Census Bureau's resources at:

<https://www.census.gov/library/publications/2024/demo/p20-588.html>

For help in understanding the margin of error (the number in parentheses), see "And Now for the Grain of Salt: Margins of Error and the American Community Survey" at <https://kybtn.ca.uky.edu/content/publications>

The Kentucky: By the Numbers provides resources and access to county data to support local decision making. The entire series is available at <http://kybtn.ca.uky.edu>.

	<b>County</b>	
	2017-2022 5-year Estimate	Margin of Error (MOE)
<b>Number of grandparents living with own grandchildren under 18 years</b>	<b>262</b>	<b>(+/- 125)</b>
Grandparents living with own grandchildren under 18 years <b>and responsible for grandchildren</b>	200	(+/- 94)
Grandparent ages 30-59	134	(+/- 84)
Grandparent ages 60 and over	66	(+/- 42)
<b>Percent of grandparents living with <u>and responsible</u> for grandchildren who are...</b>		
... female	71.0%	(+/- 18.0%)
... male	29.0%	(+/- 18.0%)
<b>... ages 30-59</b>		
... female	64.2%	(+/- 25.8%)
... male	35.8%	(+/- 25.8%)
<b>... ages 60 and over</b>		
... female	84.8%	(+/- 16.5%)
... male	15.2%	(+/- 16.5%)
... in the labor force	33.0%	(+/- 24.7%)
... with income in the past 12 months that was below poverty level	34.0%	(+/- 23.5%)
... with no parent of grandchildren present	61.5%	(+/- 23.7%)

These data are from Table S1002 from the 2022 American Community Survey 5-year estimates.

Additional data are available at: <https://data.census.gov>

~ American Community Survey ~

# Grandparents Living with Grandchildren Edmonson County



<http://kybtn.ca.uky.edu>



Kentucky: By The Numbers  
<http://kybtn.ca.uky.edu>

Julie N. Zimmerman, Professor, Rural Sociology  
Amy Kostelic, Associate Professor Adult Development and Aging.  
August, 2024

The Kentucky: By the Numbers provides resources and access to county data to support local decision making. The entire series is available at <http://kybtn.ca.uky.edu>.

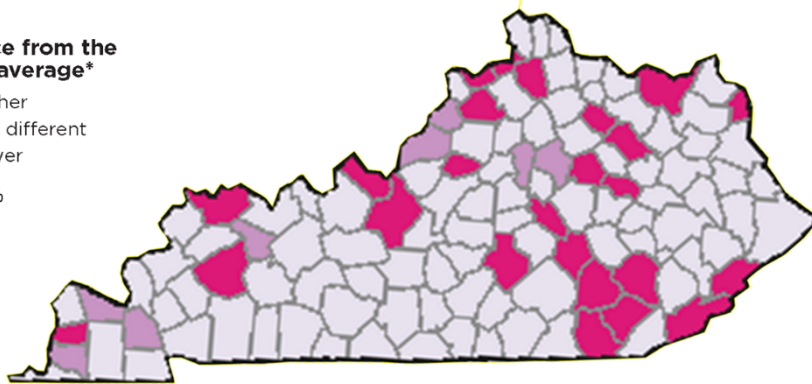
## Percentage of Population 30 Years Old and Over Living with Grandchildren: 2017-2021

American Community Survey 5-year estimates

Difference from the national average\*

- Higher
- Not different
- Lower

U.S. = 3.6%



\* Difference from the national average is significant at the 90 percent confidence level.

Map Source: Grandparents and their Coresident Grandchildren: 2021. U.S. Census Bureau. Pg. 7

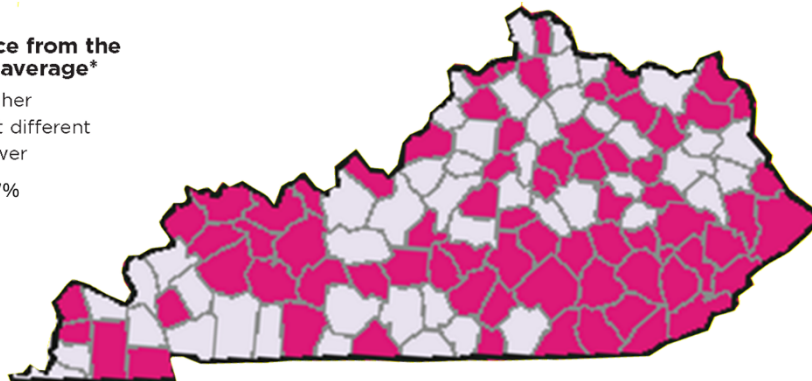
## Percentage of Population Living with Grandchildren Who Are Responsible for Their Coresident Grandchildren: 2017-2021

American Community Survey 5-year estimates

Difference from the national average\*

- Higher
- Not different
- Lower

U.S. = 32.7%



\* Difference from the national average is significant at the 90 percent confidence level.

Map Source: Grandparents and their Coresident Grandchildren: 2021. U.S. Census Bureau. Pg. 8.

Kentucky: By The Numbers is an Extension program in the Department of Community and Leadership Development at the University of Kentucky. For more information contact your local Cooperative Extension office or Dr. Julie N. Zimmerman, Professor of Rural Sociology, Department of Community and Leadership Development, 500 Garrigus Building, University of Kentucky, Lexington, KY 40546-0215. email: [izimm@uky.edu](mailto:izimm@uky.edu). The entire series is online at <http://kybtn.ca.uky.edu>

### Cooperative Extension Service

Agriculture and Natural Resources  
Family and Consumer Sciences  
4-H Youth Development  
Community and Economic Development

### MARTIN-GATTON COLLEGE OF AGRICULTURE, FOOD AND ENVIRONMENT

Educational programs of Kentucky Cooperative Extension serve all people regardless of economic or social status and will not discriminate on the basis of race, color, ethnic origin, national origin, creed, religion, political belief, sex, sexual orientation, gender identity, gender expression, pregnancy, marital status, genetic information, age, veteran status, physical or mental disability or reprisal or retaliation for prior civil rights activity. Reasonable accommodation of disability may be available with prior notice. Program information may be available in languages other than English. University of Kentucky, Kentucky State University, U.S. Department of Agriculture, and Kentucky Counties, Cooperating.

Lexington, KY 40506



Disabilities  
accommodated  
with prior notification.



# Grandparents Living with Grandchildren Elliott County



Kentucky: By The Numbers  
<http://kybtn.ca.uky.edu>

Julie N. Zimmerman, Professor, Rural Sociology  
Amy Kostelic, Associate Professor, Adult Development and Aging.  
August, 2024

Nationally, 3.7% of households have a grandparent who is living with their grandchildren (called coresident). For some grandparents, living with their grandchildren means also being responsible for them. According to the 2022 American Community Survey (ACS) 5-year estimates, between 2017 and 2022 in Kentucky there were an estimated 51,247 (+/- 2,009) grandparents who both lived with and had responsibility for their grandchildren. Of these, around two thirds were women and about one quarter had an income that was below poverty.

For more on grandparents living with their grandchildren, see the Census Bureau's resources at:

<https://www.census.gov/library/publications/2024/demo/p20-588.html>

For help in understanding the margin of error (the number in parentheses), see "And Now for the Grain of Salt: Margins of Error and the American Community Survey" at <https://kybtn.ca.uky.edu/content/publications>

The Kentucky: By the Numbers provides resources and access to county data to support local decision making. The entire series is available at <http://kybtn.ca.uky.edu>.

	<b>County</b>	
	2017-2022 5-year Estimate	Margin of Error (MOE)
<b>Number of grandparents living with own grandchildren under 18 years</b>	<b>247</b>	<b>(+/- 117)</b>
Grandparents living with own grandchildren under 18 years <b>and responsible for grandchildren</b>	105	(+/- 70)
Grandparent ages 30-59	47	(+/- 44)
Grandparent ages 60 and over	58	(+/- 63)
<b>Percent of grandparents living with <u>and responsible</u> for grandchildren who are...</b>		
... female	64.8%	(+/- 19.3%)
... male	35.2%	(+/- 19.3%)
<b>... ages 30-59</b>		
... female	87.2%	(+/- 18.4%)
... male	12.8%	(+/- 18.4%)
<b>... ages 60 and over</b>		
... female	46.6%	(+/- 10.5%)
... male	53.4%	(+/- 10.5%)
... in the labor force	18.1%	(+/- 26.5%)
... with income in the past 12 months that was below poverty level	21.9%	(+/- 25.8%)
... with no parent of grandchildren present	59.0%	(+/- 34.4%)

These data are from Table S1002 from the 2022 American Community Survey 5-year estimates.

Additional data are available at: <https://data.census.gov>

~ American Community Survey ~

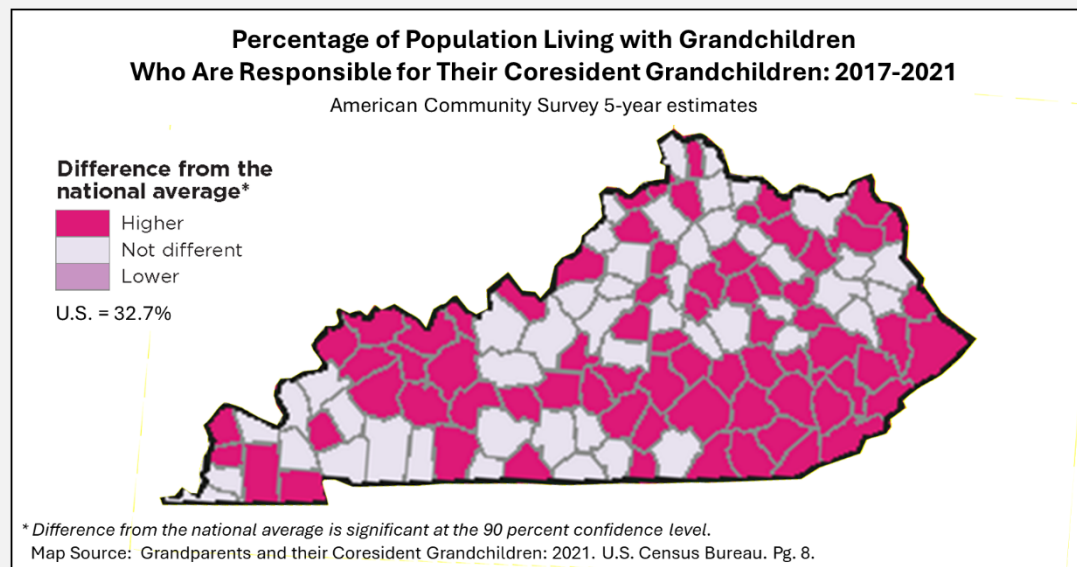
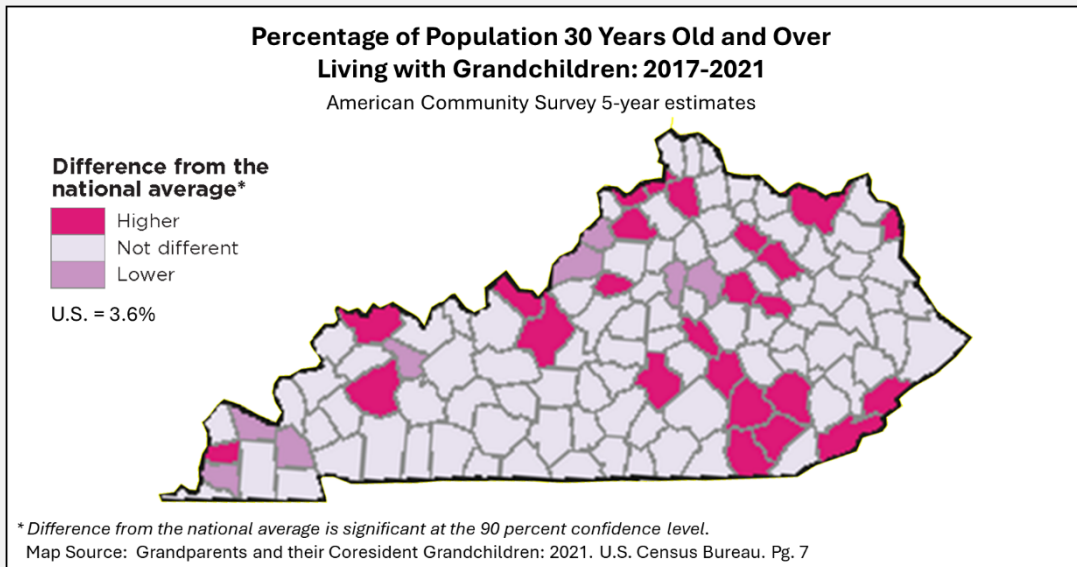
# Grandparents Living with Grandchildren Elliott County



Kentucky: By The Numbers  
<http://kybtn.ca.uky.edu>

Julie N. Zimmerman, Professor, Rural Sociology  
Amy Kostelic, Associate Professor Adult Development and Aging.  
August, 2024

The Kentucky: By the Numbers provides resources and access to county data to support local decision making. The entire series is available at <http://kybtn.ca.uky.edu>.



Kentucky: By The Numbers is an Extension program in the Department of Community and Leadership Development at the University of Kentucky. For more information contact your local Cooperative Extension office or Dr. Julie N. Zimmerman, Professor of Rural Sociology, Department of Community and Leadership Development, 500 Garrigus Building, University of Kentucky, Lexington, KY 40546-0215. email: [izimm@uky.edu](mailto:izimm@uky.edu). The entire series is online at <http://kybtn.ca.uky.edu>

### Cooperative Extension Service

Agriculture and Natural Resources  
Family and Consumer Sciences  
4-H Youth Development  
Community and Economic Development

### MARTIN-GATTON COLLEGE OF AGRICULTURE, FOOD AND ENVIRONMENT

Educational programs of Kentucky Cooperative Extension serve all people regardless of economic or social status and will not discriminate on the basis of race, color, ethnic origin, national origin, creed, religion, political belief, sex, sexual orientation, gender identity, gender expression, pregnancy, marital status, genetic information, age, veteran status, physical or mental disability or reprisal or retaliation for prior civil rights activity. Reasonable accommodation of disability may be available with prior notice. Program information may be available in languages other than English. University of Kentucky, Kentucky State University, U.S. Department of Agriculture, and Kentucky Counties, Cooperating.  
Lexington, KY 40506



Disabilities  
accommodated  
with prior notification.



# Grandparents Living with Grandchildren Estill County



Kentucky: By The Numbers  
<http://kybtn.ca.uky.edu>

Julie N. Zimmerman, Professor, Rural Sociology  
Amy Kostelic, Associate Professor, Adult Development and Aging.  
August, 2024

Nationally, 3.7% of households have a grandparent who is living with their grandchildren (called coresident). For some grandparents, living with their grandchildren means also being responsible for them. According to the 2022 American Community Survey (ACS) 5-year estimates, between 2017 and 2022 in Kentucky there were an estimated 51,247 (+/- 2,009) grandparents who both lived with and had responsibility for their grandchildren. Of these, around two thirds were women and about one quarter had an income that was below poverty.

For more on grandparents living with their grandchildren, see the Census Bureau's resources at:

<https://www.census.gov/library/publications/2024/demo/p20-588.html>

For help in understanding the margin of error (the number in parentheses), see "And Now for the Grain of Salt: Margins of Error and the American Community Survey" at <https://kybtn.ca.uky.edu/content/publications>

The Kentucky: By the Numbers provides resources and access to county data to support local decision making. The entire series is available at <http://kybtn.ca.uky.edu>.

	<b>County</b>	
	2017-2022 5-year Estimate	Margin of Error (MOE)
<b>Number of grandparents living with own grandchildren under 18 years</b>	<b>586</b>	<b>(+/- 215)</b>
Grandparents living with own grandchildren under 18 years <b>and responsible for grandchildren</b>	448	(+/- 196)
Grandparent ages 30-59	250	(+/- 131)
Grandparent ages 60 and over	198	(+/- 134)
<b>Percent of grandparents living with <u>and responsible</u> for grandchildren who are...</b>		
... female	62.5%	(+/- 10.1%)
... male	37.5%	(+/- 10.1%)
<b>... ages 30-59</b>		
... female	70.0%	(+/- 15.0%)
... male	30.0%	(+/- 15.0%)
<b>... ages 60 and over</b>		
... female	53.0%	(+/- 9.9%)
... male	47.0%	(+/- 9.9%)
... in the labor force	34.8%	(+/- 15.1%)
... with income in the past 12 months that was below poverty level	36.6%	(+/- 20.3%)
... with no parent of grandchildren present	72.5%	(+/- 16.4%)

These data are from Table S1002 from the 2022 American Community Survey 5-year estimates.

Additional data are available at: <https://data.census.gov>

~ American Community Survey ~

# Grandparents Living with Grandchildren Estill County



<http://kybtn.ca.uky.edu>



Kentucky: By The Numbers  
<http://kybtn.ca.uky.edu>

Julie N. Zimmerman, Professor, Rural Sociology  
Amy Kostelic, Associate Professor Adult Development and Aging.  
August, 2024

The Kentucky: By the Numbers provides resources and access to county data to support local decision making. The entire series is available at <http://kybtn.ca.uky.edu>.

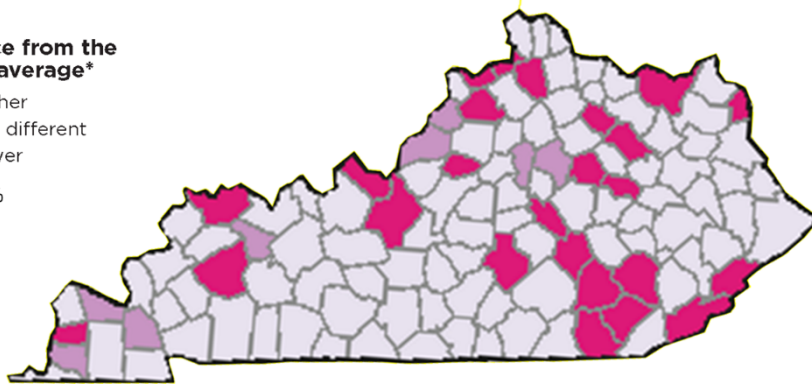
## Percentage of Population 30 Years Old and Over Living with Grandchildren: 2017-2021

American Community Survey 5-year estimates

Difference from the national average\*

- Higher
- Not different
- Lower

U.S. = 3.6%



\* Difference from the national average is significant at the 90 percent confidence level.

Map Source: Grandparents and their Coresident Grandchildren: 2021. U.S. Census Bureau. Pg. 7

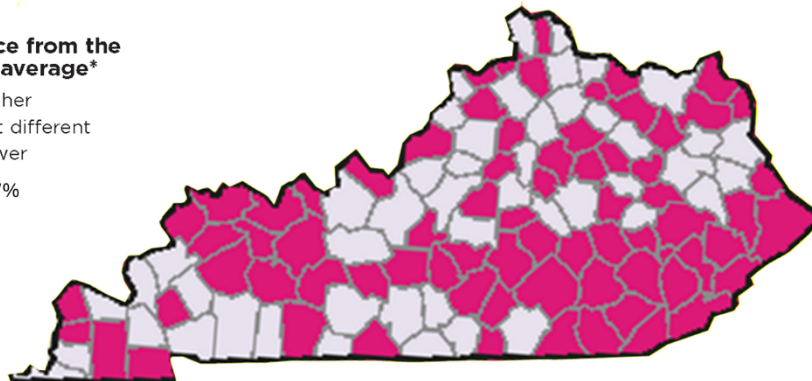
## Percentage of Population Living with Grandchildren Who Are Responsible for Their Coresident Grandchildren: 2017-2021

American Community Survey 5-year estimates

Difference from the national average\*

- Higher
- Not different
- Lower

U.S. = 32.7%



\* Difference from the national average is significant at the 90 percent confidence level.

Map Source: Grandparents and their Coresident Grandchildren: 2021. U.S. Census Bureau. Pg. 8.

Kentucky: By The Numbers is an Extension program in the Department of Community and Leadership Development at the University of Kentucky. For more information contact your local Cooperative Extension office or Dr. Julie N. Zimmerman, Professor of Rural Sociology, Department of Community and Leadership Development, 500 Garrigus Building, University of Kentucky, Lexington, KY 40546-0215. email: [izimm@uky.edu](mailto:izimm@uky.edu). The entire series is online at <http://kybtn.ca.uky.edu>

### Cooperative Extension Service

Agriculture and Natural Resources  
Family and Consumer Sciences  
4-H Youth Development  
Community and Economic Development

### MARTIN-GATTON COLLEGE OF AGRICULTURE, FOOD AND ENVIRONMENT

Educational programs of Kentucky Cooperative Extension serve all people regardless of economic or social status and will not discriminate on the basis of race, color, ethnic origin, national origin, creed, religion, political belief, sex, sexual orientation, gender identity, gender expression, pregnancy, marital status, genetic information, age, veteran status, physical or mental disability or reprisal or retaliation for prior civil rights activity. Reasonable accommodation of disability may be available with prior notice. Program information may be available in languages other than English. University of Kentucky, Kentucky State University, U.S. Department of Agriculture, and Kentucky Counties, Cooperating.  
Lexington, KY 40506



Disabilities  
accommodated  
with prior notification.



# Grandparents Living with Grandchildren Fayette County



Kentucky: By The Numbers  
<http://kybtn.ca.uky.edu>

Julie N. Zimmerman, Professor, Rural Sociology  
Amy Kostelic, Associate Professor, Adult Development and Aging.  
August, 2024

Nationally, 3.7% of households have a grandparent who is living with their grandchildren (called coresident). For some grandparents, living with their grandchildren means also being responsible for them. According to the 2022 American Community Survey (ACS) 5-year estimates, between 2017 and 2022 in Kentucky there were an estimated 51,247 (+/- 2,009) grandparents who both lived with and had responsibility for their grandchildren. Of these, around two thirds were women and about one quarter had an income that was below poverty.

For more on grandparents living with their grandchildren, see the Census Bureau's resources at:

<https://www.census.gov/library/publications/2024/demo/p20-588.html>

For help in understanding the margin of error (the number in parentheses), see "And Now for the Grain of Salt: Margins of Error and the American Community Survey" at <https://kybtn.ca.uky.edu/content/publications>

The Kentucky: By the Numbers provides resources and access to county data to support local decision making. The entire series is available at <http://kybtn.ca.uky.edu>.

	<b>County</b>	
	2017-2022 5-year Estimate	Margin of Error (MOE)
<b>Number of grandparents living with own grandchildren under 18 years</b>	<b>4,072</b>	<b>(+/- 556)</b>
Grandparents living with own grandchildren under 18 years <b>and responsible for grandchildren</b>	1,843	(+/- 374)
Grandparent ages 30-59	537	(+/- 178)
Grandparent ages 60 and over	1,306	(+/- 307)
<b>Percent of grandparents living with <u>and responsible</u> for grandchildren who are...</b>		
... female	65.7%	(+/- 6.4%)
... male	34.3%	(+/- 6.4%)
<b>... ages 30-59</b>		
... female	80.8%	(+/- 11.8%)
... male	19.2%	(+/- 11.8%)
<b>... ages 60 and over</b>		
... female	59.5%	(+/- 7.3%)
... male	40.5%	(+/- 7.3%)
... in the labor force	47.5%	(+/- 6.6%)
... with income in the past 12 months that was below poverty level	16.5%	(+/- 7.7%)
... with no parent of grandchildren present	51.4%	(+/- 11.1%)

These data are from Table S1002 from the 2022 American Community Survey 5-year estimates.

Additional data are available at: <https://data.census.gov>

~ American Community Survey ~

# Grandparents Living with Grandchildren Fayette County



<http://kybtn.ca.uky.edu>



Kentucky: By The Numbers  
<http://kybtn.ca.uky.edu>

Julie N. Zimmerman, Professor, Rural Sociology  
Amy Kostelic, Associate Professor Adult Development and Aging.  
August, 2024

The Kentucky: By the Numbers provides resources and access to county data to support local decision making. The entire series is available at <http://kybtn.ca.uky.edu>.

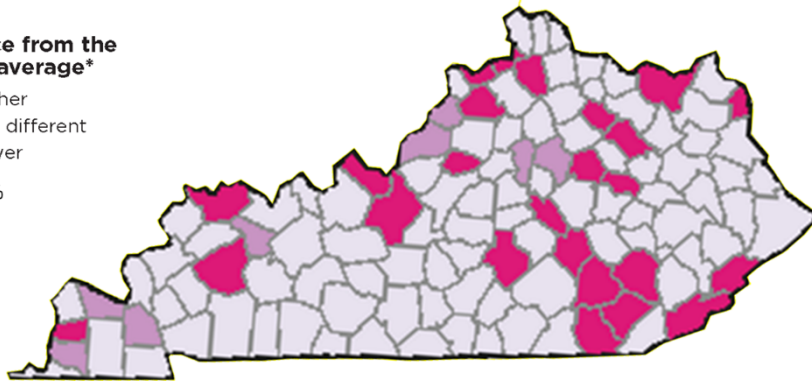
## Percentage of Population 30 Years Old and Over Living with Grandchildren: 2017-2021

American Community Survey 5-year estimates

Difference from the national average\*

- Higher
- Not different
- Lower

U.S. = 3.6%



\* Difference from the national average is significant at the 90 percent confidence level.

Map Source: Grandparents and their Coresident Grandchildren: 2021. U.S. Census Bureau. Pg. 7

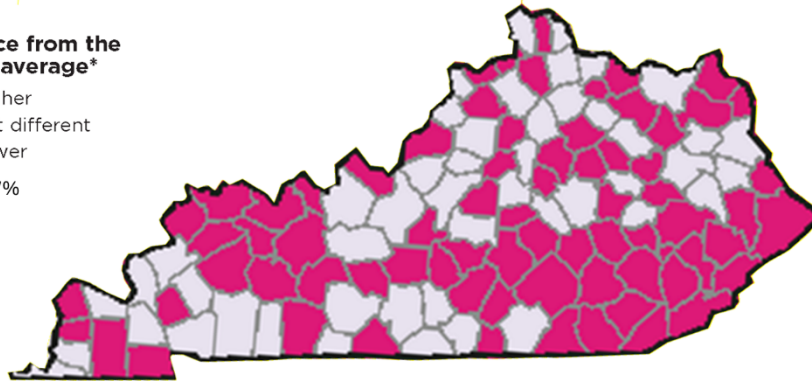
## Percentage of Population Living with Grandchildren Who Are Responsible for Their Coresident Grandchildren: 2017-2021

American Community Survey 5-year estimates

Difference from the national average\*

- Higher
- Not different
- Lower

U.S. = 32.7%



\* Difference from the national average is significant at the 90 percent confidence level.

Map Source: Grandparents and their Coresident Grandchildren: 2021. U.S. Census Bureau. Pg. 8.

Kentucky: By The Numbers is an Extension program in the Department of Community and Leadership Development at the University of Kentucky. For more information contact your local Cooperative Extension office or Dr. Julie N. Zimmerman, Professor of Rural Sociology, Department of Community and Leadership Development, 500 Garrigus Building, University of Kentucky, Lexington, KY 40546-0215. email: [izimm@uky.edu](mailto:izimm@uky.edu). The entire series is online at <http://kybtn.ca.uky.edu>

### Cooperative Extension Service

Agriculture and Natural Resources  
Family and Consumer Sciences  
4-H Youth Development  
Community and Economic Development

### MARTIN-GATTON COLLEGE OF AGRICULTURE, FOOD AND ENVIRONMENT

Educational programs of Kentucky Cooperative Extension serve all people regardless of economic or social status and will not discriminate on the basis of race, color, ethnic origin, national origin, creed, religion, political belief, sex, sexual orientation, gender identity, gender expression, pregnancy, marital status, genetic information, age, veteran status, physical or mental disability or reprisal or retaliation for prior civil rights activity. Reasonable accommodation of disability may be available with prior notice. Program information may be available in languages other than English. University of Kentucky, Kentucky State University, U.S. Department of Agriculture, and Kentucky Counties, Cooperating.  
Lexington, KY 40506



Disabilities  
accommodated  
with prior notification.





# Grandparents Living with Grandchildren Fleming County



Kentucky: By The Numbers  
<http://kybtn.ca.uky.edu>

Julie N. Zimmerman, Professor, Rural Sociology  
Amy Kostelic, Associate Professor, Adult Development and Aging.  
August, 2024

Nationally, 3.7% of households have a grandparent who is living with their grandchildren (called coresident). For some grandparents, living with their grandchildren means also being responsible for them. According to the 2022 American Community Survey (ACS) 5-year estimates, between 2017 and 2022 in Kentucky there were an estimated 51,247 (+/- 2,009) grandparents who both lived with and had responsibility for their grandchildren. Of these, around two thirds were women and about one quarter had an income that was below poverty.

For more on grandparents living with their grandchildren, see the Census Bureau's resources at:

<https://www.census.gov/library/publications/2024/demo/p20-588.html>

For help in understanding the margin of error (the number in parentheses), see "And Now for the Grain of Salt: Margins of Error and the American Community Survey" at <https://kybtn.ca.uky.edu/content/publications>

The Kentucky: By the Numbers provides resources and access to county data to support local decision making. The entire series is available at <http://kybtn.ca.uky.edu>.

	<b>County</b>	
	2017-2022 5-year Estimate	Margin of Error (MOE)
<b>Number of grandparents living with own grandchildren under 18 years</b>	<b>410</b>	<b>(+/- 160)</b>
Grandparents living with own grandchildren under 18 years <b>and responsible for grandchildren</b>	281	(+/- 162)
Grandparent ages 30-59	154	(+/- 127)
Grandparent ages 60 and over	127	(+/- 81)
<b>Percent of grandparents living with <u>and responsible</u> for grandchildren who are...</b>		
... female	50.5%	(+/- 8.0%)
... male	49.5%	(+/- 8.0%)
<b>... ages 30-59</b>		
... female	75.3%	(+/- 19.7%)
... male	24.7%	(+/- 19.7%)
<b>... ages 60 and over</b>		
... female	20.5%	(+/- 15.6%)
... male	79.5%	(+/- 15.6%)
... in the labor force	40.9%	(+/- 34.3%)
... with income in the past 12 months that was below poverty level	6.4%	(+/- 11.4%)
... with no parent of grandchildren present	86.8%	(+/- 16.0%)

These data are from Table S1002 from the 2022 American Community Survey 5-year estimates.

Additional data are available at: <https://data.census.gov>

~ American Community Survey ~

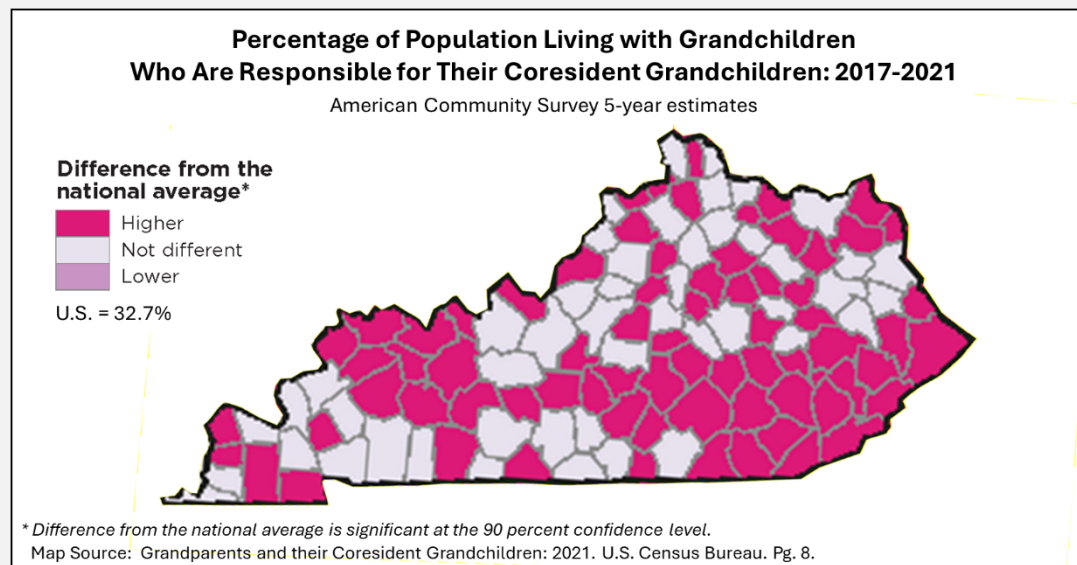
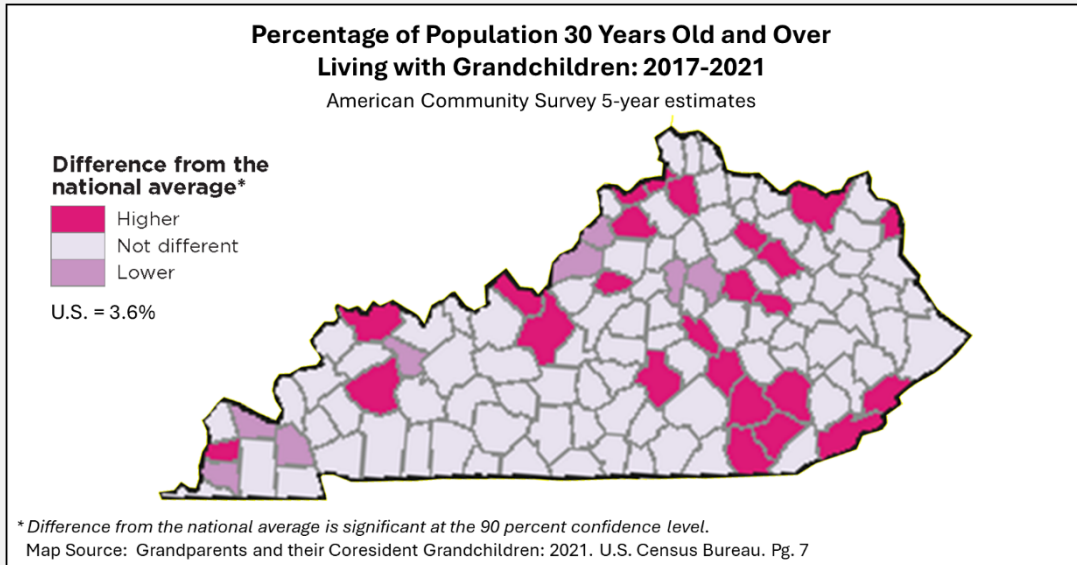
# Grandparents Living with Grandchildren Fleming County



Kentucky: By The Numbers  
<http://kybtn.ca.uky.edu>

Julie N. Zimmerman, Professor, Rural Sociology  
Amy Kostelic, Associate Professor Adult Development and Aging.  
August, 2024

The Kentucky: By the Numbers provides resources and access to county data to support local decision making. The entire series is available at <http://kybtn.ca.uky.edu>.



Kentucky: By The Numbers is an Extension program in the Department of Community and Leadership Development at the University of Kentucky. For more information contact your local Cooperative Extension office or Dr. Julie N. Zimmerman, Professor of Rural Sociology, Department of Community and Leadership Development, 500 Garrigus Building, University of Kentucky, Lexington, KY 40546-0215. email: [izimm@uky.edu](mailto:izimm@uky.edu). The entire series is online at <http://kybtn.ca.uky.edu>

### Cooperative Extension Service

Agriculture and Natural Resources  
Family and Consumer Sciences  
4-H Youth Development  
Community and Economic Development

### MARTIN-GATTON COLLEGE OF AGRICULTURE, FOOD AND ENVIRONMENT

Educational programs of Kentucky Cooperative Extension serve all people regardless of economic or social status and will not discriminate on the basis of race, color, ethnic origin, national origin, creed, religion, political belief, sex, sexual orientation, gender identity, gender expression, pregnancy, marital status, genetic information, age, veteran status, physical or mental disability or reprisal or retaliation for prior civil rights activity. Reasonable accommodation of disability may be available with prior notice. Program information may be available in languages other than English. University of Kentucky, Kentucky State University, U.S. Department of Agriculture, and Kentucky Counties, Cooperating.  
Lexington, KY 40506



Disabilities  
accommodated  
with prior notification.



# Grandparents Living with Grandchildren Floyd County



Kentucky: By The Numbers  
<http://kybtn.ca.uky.edu>

Julie N. Zimmerman, Professor, Rural Sociology  
Amy Kostelic, Associate Professor, Adult Development and Aging.  
August, 2024

Nationally, 3.7% of households have a grandparent who is living with their grandchildren (called coresident). For some grandparents, living with their grandchildren means also being responsible for them. According to the 2022 American Community Survey (ACS) 5-year estimates, between 2017 and 2022 in Kentucky there were an estimated 51,247 (+/- 2,009) grandparents who both lived with and had responsibility for their grandchildren. Of these, around two thirds were women and about one quarter had an income that was below poverty.

For more on grandparents living with their grandchildren, see the Census Bureau's resources at:

<https://www.census.gov/library/publications/2024/demo/p20-588.html>

For help in understanding the margin of error (the number in parentheses), see "And Now for the Grain of Salt: Margins of Error and the American Community Survey" at <https://kybtn.ca.uky.edu/content/publications>

The Kentucky: By the Numbers provides resources and access to county data to support local decision making. The entire series is available at <http://kybtn.ca.uky.edu>.

	<b>County</b>	
	2017-2022 5-year Estimate	Margin of Error (MOE)
<b>Number of grandparents living with own grandchildren under 18 years</b>	<b>1,035</b>	<b>(+/- 270)</b>
Grandparents living with own grandchildren under 18 years <b>and responsible for grandchildren</b>	602	(+/- 259)
Grandparent ages 30-59	244	(+/- 159)
Grandparent ages 60 and over	358	(+/- 151)
<b>Percent of grandparents living with <u>and responsible</u> for grandchildren who are...</b>		
... female	68.8%	(+/- 8.5%)
... male	31.2%	(+/- 8.5%)
<b>... ages 30-59</b>		
... female	76.2%	(+/- 17.0%)
... male	23.8%	(+/- 17.0%)
<b>... ages 60 and over</b>		
... female	63.7%	(+/- 17.8%)
... male	36.3%	(+/- 17.8%)
... in the labor force	23.1%	(+/- 11.7%)
... with income in the past 12 months that was below poverty level	51.0%	(+/- 17.6%)
... with no parent of grandchildren present	59.1%	(+/- 17.3%)

These data are from Table S1002 from the 2022 American Community Survey 5-year estimates.

Additional data are available at: <https://data.census.gov>

~ American Community Survey ~

# Grandparents Living with Grandchildren Floyd County



<http://kybtn.ca.uky.edu>



Kentucky: By The Numbers  
<http://kybtn.ca.uky.edu>

Julie N. Zimmerman, Professor, Rural Sociology  
Amy Kostelic, Associate Professor Adult Development and Aging.  
August, 2024

The Kentucky: By the Numbers provides resources and access to county data to support local decision making. The entire series is available at <http://kybtn.ca.uky.edu>.

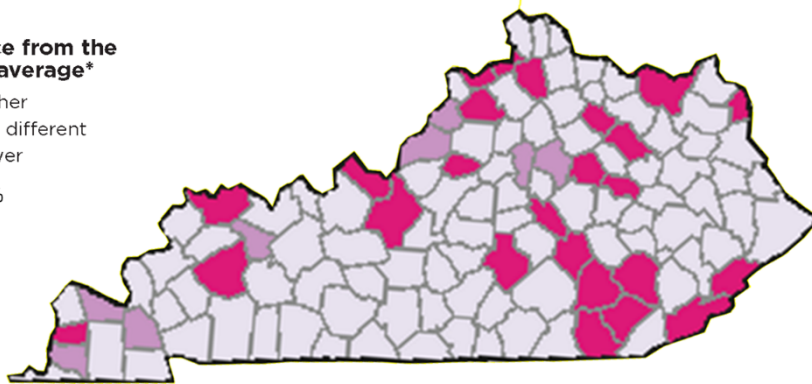
## Percentage of Population 30 Years Old and Over Living with Grandchildren: 2017-2021

American Community Survey 5-year estimates

Difference from the national average\*

- Higher
- Not different
- Lower

U.S. = 3.6%



\* Difference from the national average is significant at the 90 percent confidence level.

Map Source: Grandparents and their Coresident Grandchildren: 2021. U.S. Census Bureau. Pg. 7

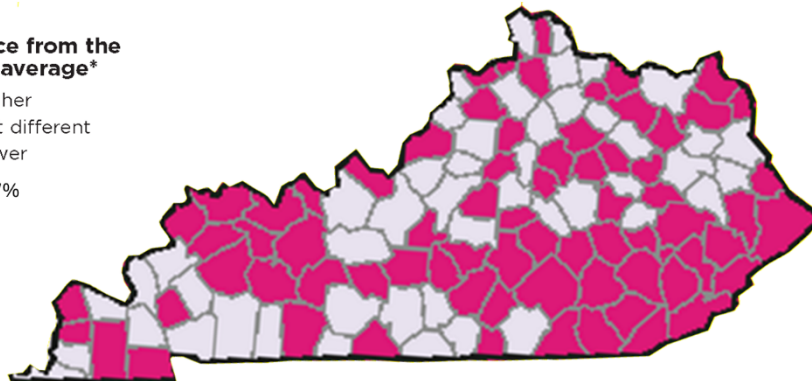
## Percentage of Population Living with Grandchildren Who Are Responsible for Their Coresident Grandchildren: 2017-2021

American Community Survey 5-year estimates

Difference from the national average\*

- Higher
- Not different
- Lower

U.S. = 32.7%



\* Difference from the national average is significant at the 90 percent confidence level.

Map Source: Grandparents and their Coresident Grandchildren: 2021. U.S. Census Bureau. Pg. 8.

Kentucky: By The Numbers is an Extension program in the Department of Community and Leadership Development at the University of Kentucky. For more information contact your local Cooperative Extension office or Dr. Julie N. Zimmerman, Professor of Rural Sociology, Department of Community and Leadership Development, 500 Garrigus Building, University of Kentucky, Lexington, KY 40546-0215. email: [izimm@uky.edu](mailto:izimm@uky.edu). The entire series is online at <http://kybtn.ca.uky.edu>

### Cooperative Extension Service

Agriculture and Natural Resources  
Family and Consumer Sciences  
4-H Youth Development  
Community and Economic Development

### MARTIN-GATTON COLLEGE OF AGRICULTURE, FOOD AND ENVIRONMENT

Educational programs of Kentucky Cooperative Extension serve all people regardless of economic or social status and will not discriminate on the basis of race, color, ethnic origin, national origin, creed, religion, political belief, sex, sexual orientation, gender identity, gender expression, pregnancy, marital status, genetic information, age, veteran status, physical or mental disability or reprisal or retaliation for prior civil rights activity. Reasonable accommodation of disability may be available with prior notice. Program information may be available in languages other than English. University of Kentucky, Kentucky State University, U.S. Department of Agriculture, and Kentucky Counties, Cooperating.

Lexington, KY 40506



Disabilities  
accommodated  
with prior notification.



# Grandparents Living with Grandchildren Franklin County



Kentucky: By The Numbers  
<http://kybtn.ca.uky.edu>

Julie N. Zimmerman, Professor, Rural Sociology  
Amy Kostelic, Associate Professor, Adult Development and Aging.  
August, 2024

Nationally, 3.7% of households have a grandparent who is living with their grandchildren (called coresident). For some grandparents, living with their grandchildren means also being responsible for them. According to the 2022 American Community Survey (ACS) 5-year estimates, between 2017 and 2022 in Kentucky there were an estimated 51,247 (+/- 2,009) grandparents who both lived with and had responsibility for their grandchildren. Of these, around two thirds were women and about one quarter had an income that was below poverty.

For more on grandparents living with their grandchildren, see the Census Bureau's resources at:

<https://www.census.gov/library/publications/2024/demo/p20-588.html>

For help in understanding the margin of error (the number in parentheses), see "And Now for the Grain of Salt: Margins of Error and the American Community Survey" at <https://kybtn.ca.uky.edu/content/publications>

The Kentucky: By the Numbers provides resources and access to county data to support local decision making. The entire series is available at <http://kybtn.ca.uky.edu>.

	<b>County</b>	
	2017-2022 5-year Estimate	Margin of Error (MOE)
<b>Number of grandparents living with own grandchildren under 18 years</b>	<b>1,200</b>	<b>(+/- 316)</b>
Grandparents living with own grandchildren under 18 years <b>and responsible for grandchildren</b>	654	(+/- 247)
Grandparent ages 30-59	328	(+/- 154)
Grandparent ages 60 and over	326	(+/- 190)
<b>Percent of grandparents living with <u>and responsible</u> for grandchildren who are...</b>		
... female	70.2%	(+/- 13.0%)
... male	29.8%	(+/- 13.0%)
<b>... ages 30-59</b>		
... female	57.6%	(+/- 16.4%)
... male	42.4%	(+/- 16.4%)
<b>... ages 60 and over</b>		
... female	82.8%	(+/- 13.8%)
... male	17.2%	(+/- 13.8%)
... in the labor force	40.1%	(+/- 15.0%)
... with income in the past 12 months that was below poverty level	11.9%	(+/- 9.3%)
... with no parent of grandchildren present	66.8%	(+/- 20.3%)

These data are from Table S1002 from the 2022 American Community Survey 5-year estimates.

Additional data are available at: <https://data.census.gov>

~ American Community Survey ~

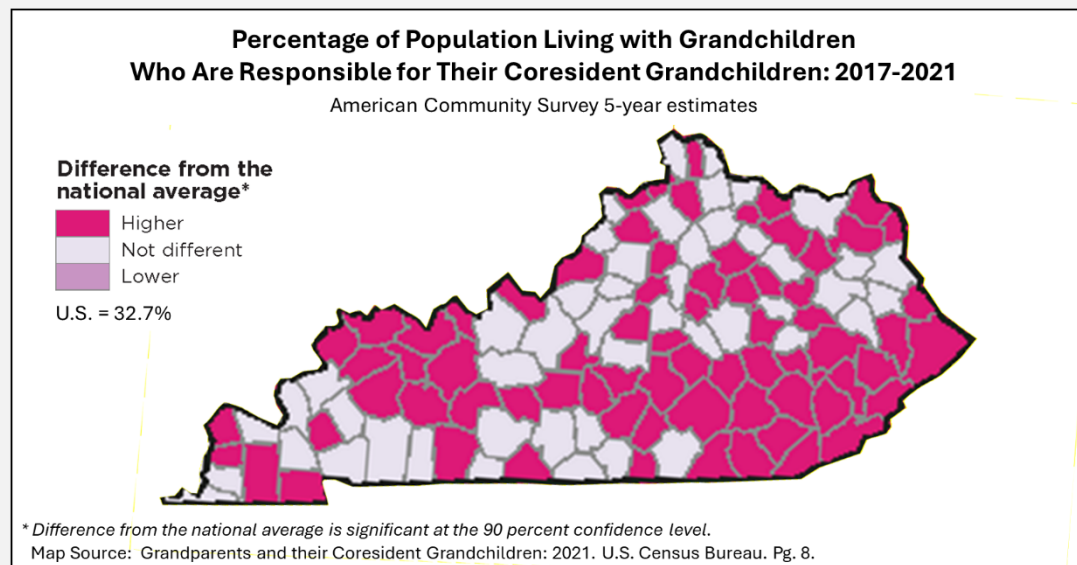
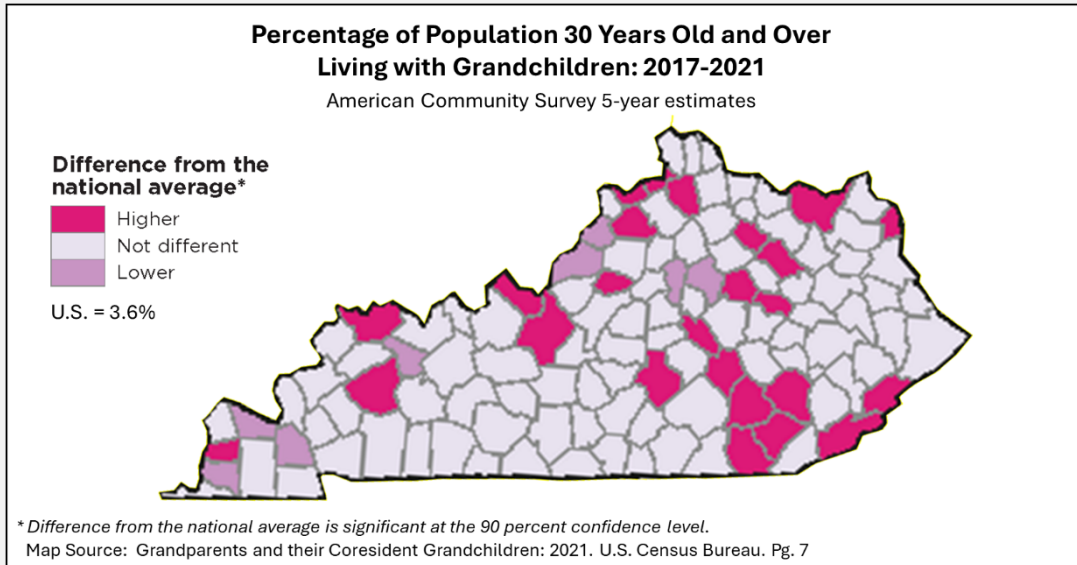
# Grandparents Living with Grandchildren Franklin County



Kentucky: By The Numbers  
<http://kybtn.ca.uky.edu>

Julie N. Zimmerman, Professor, Rural Sociology  
Amy Kostelic, Associate Professor Adult Development and Aging.  
August, 2024

The Kentucky: By the Numbers provides resources and access to county data to support local decision making. The entire series is available at <http://kybtn.ca.uky.edu>.



Kentucky: By The Numbers is an Extension program in the Department of Community and Leadership Development at the University of Kentucky. For more information contact your local Cooperative Extension office or Dr. Julie N. Zimmerman, Professor of Rural Sociology, Department of Community and Leadership Development, 500 Garrigus Building, University of Kentucky, Lexington, KY 40546-0215. email: [izimm@uky.edu](mailto:izimm@uky.edu). The entire series is online at <http://kybtn.ca.uky.edu>

### Cooperative Extension Service

Agriculture and Natural Resources  
Family and Consumer Sciences  
4-H Youth Development  
Community and Economic Development

### MARTIN-GATTON COLLEGE OF AGRICULTURE, FOOD AND ENVIRONMENT

Educational programs of Kentucky Cooperative Extension serve all people regardless of economic or social status and will not discriminate on the basis of race, color, ethnic origin, national origin, creed, religion, political belief, sex, sexual orientation, gender identity, gender expression, pregnancy, marital status, genetic information, age, veteran status, physical or mental disability or reprisal or retaliation for prior civil rights activity. Reasonable accommodation of disability may be available with prior notice. Program information may be available in languages other than English. University of Kentucky, Kentucky State University, U.S. Department of Agriculture, and Kentucky Counties, Cooperating.  
Lexington, KY 40506



Disabilities  
accommodated  
with prior notification.



# Grandparents Living with Grandchildren Fulton County



Kentucky: By The Numbers  
<http://kybtn.ca.uky.edu>

Julie N. Zimmerman, Professor, Rural Sociology  
Amy Kostelic, Associate Professor, Adult Development and Aging.  
August, 2024

Nationally, 3.7% of households have a grandparent who is living with their grandchildren (called coresident). For some grandparents, living with their grandchildren means also being responsible for them. According to the 2022 American Community Survey (ACS) 5-year estimates, between 2017 and 2022 in Kentucky there were an estimated 51,247 (+/- 2,009) grandparents who both lived with and had responsibility for their grandchildren. Of these, around two thirds were women and about one quarter had an income that was below poverty.

For more on grandparents living with their grandchildren, see the Census Bureau's resources at:

<https://www.census.gov/library/publications/2024/demo/p20-588.html>

For help in understanding the margin of error (the number in parentheses), see "And Now for the Grain of Salt: Margins of Error and the American Community Survey" at <https://kybtn.ca.uky.edu/content/publications>

The Kentucky: By the Numbers provides resources and access to county data to support local decision making. The entire series is available at <http://kybtn.ca.uky.edu>.

	<b>County</b>	
	2017-2022 5-year Estimate	Margin of Error (MOE)
<b>Number of grandparents living with own grandchildren under 18 years</b>	<b>141</b>	<b>(+/- 99)</b>
Grandparents living with own grandchildren under 18 years <b>and responsible for grandchildren</b>	25	(+/- 24)
Grandparent ages 30-59	0	(+/- 17)
Grandparent ages 60 and over	25	(+/- 24)
<b>Percent of grandparents living with <u>and responsible</u> for grandchildren who are...</b>		
... female	48.0%	(+/- 35.0%)
... male	52.0%	(+/- 35.0%)
<b>... ages 30-59</b>		
... female	#VALUE!	(+/- #VALUE!)
... male	#VALUE!	(+/- #VALUE!)
<b>... ages 60 and over</b>		
... female	48.0%	(+/- 35.0%)
... male	52.0%	(+/- 35.0%)
... in the labor force	28.0%	(+/- 32.6%)
... with income in the past 12 months that was below poverty level	24.0%	(+/- 38.3%)
... with no parent of grandchildren present	100.0%	(+/- 61.6%)

These data are from Table S1002 from the 2022 American Community Survey 5-year estimates.

Additional data are available at: <https://data.census.gov>

~ American Community Survey ~

# Grandparents Living with Grandchildren Fulton County



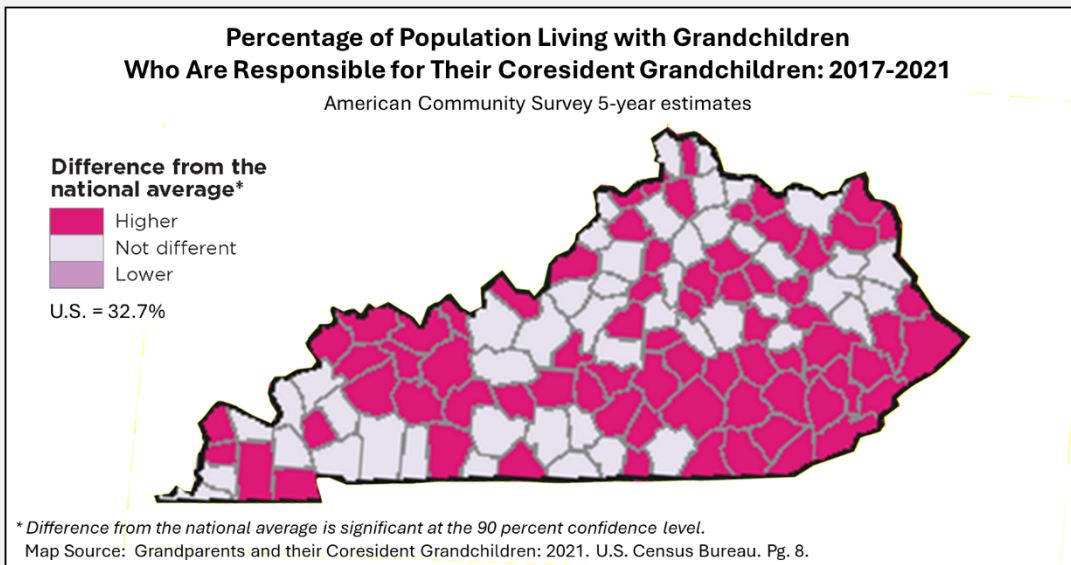
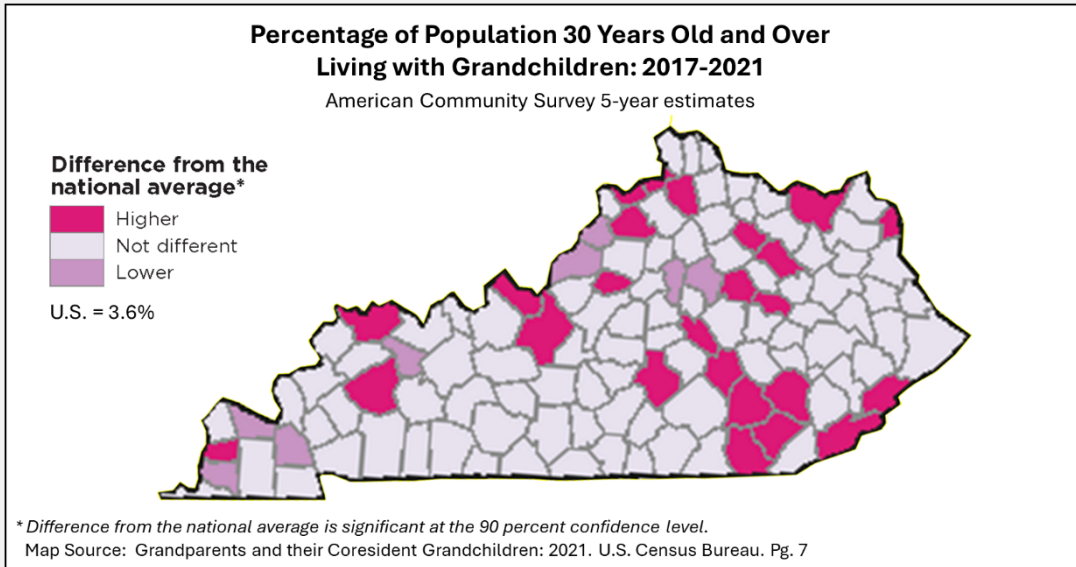
<http://kybtn.ca.uky.edu>



Kentucky: By The Numbers  
<http://kybtn.ca.uky.edu>

Julie N. Zimmerman, Professor, Rural Sociology  
Amy Kostelic, Associate Professor Adult Development and Aging.  
August, 2024

The Kentucky: By the Numbers provides resources and access to county data to support local decision making. The entire series is available at <http://kybtn.ca.uky.edu>.



Kentucky: By The Numbers is an Extension program in the Department of Community and Leadership Development at the University of Kentucky. For more information contact your local Cooperative Extension office or Dr. Julie N. Zimmerman, Professor of Rural Sociology, Department of Community and Leadership Development, 500 Garrigus Building, University of Kentucky, Lexington, KY 40546-0215. email: [izimm@uky.edu](mailto:izimm@uky.edu). The entire series is online at <http://kybtn.ca.uky.edu>

### Cooperative Extension Service

Agriculture and Natural Resources  
Family and Consumer Sciences  
4-H Youth Development  
Community and Economic Development

### MARTIN-GATTON COLLEGE OF AGRICULTURE, FOOD AND ENVIRONMENT

Educational programs of Kentucky Cooperative Extension serve all people regardless of economic or social status and will not discriminate on the basis of race, color, ethnic origin, national origin, creed, religion, political belief, sex, sexual orientation, gender identity, gender expression, pregnancy, marital status, genetic information, age, veteran status, physical or mental disability or reprisal or retaliation for prior civil rights activity. Reasonable accommodation of disability may be available with prior notice. Program information may be available in languages other than English.  
University of Kentucky, Kentucky State University, U.S. Department of Agriculture, and Kentucky Counties, Cooperating.  
Lexington, KY 40506



Disabilities  
accommodated  
with prior notification.





# Grandparents Living with Grandchildren Gallatin County



Kentucky: By The Numbers  
<http://kybtn.ca.uky.edu>

Julie N. Zimmerman, Professor, Rural Sociology  
Amy Kostelic, Associate Professor, Adult Development and Aging.  
August, 2024

Nationally, 3.7% of households have a grandparent who is living with their grandchildren (called coresident). For some grandparents, living with their grandchildren means also being responsible for them. According to the 2022 American Community Survey (ACS) 5-year estimates, between 2017 and 2022 in Kentucky there were an estimated 51,247 (+/- 2,009) grandparents who both lived with and had responsibility for their grandchildren. Of these, around two thirds were women and about one quarter had an income that was below poverty.

For more on grandparents living with their grandchildren, see the Census Bureau's resources at:

<https://www.census.gov/library/publications/2024/demo/p20-588.html>

For help in understanding the margin of error (the number in parentheses), see "And Now for the Grain of Salt: Margins of Error and the American Community Survey" at <https://kybtn.ca.uky.edu/content/publications>

The Kentucky: By the Numbers provides resources and access to county data to support local decision making. The entire series is available at <http://kybtn.ca.uky.edu>.

	<b>County</b>	
	2017-2022 5-year Estimate	Margin of Error (MOE)
<b>Number of grandparents living with own grandchildren under 18 years</b>	<b>355</b>	<b>(+/- 115)</b>
Grandparents living with own grandchildren under 18 years <b>and responsible for grandchildren</b>	210	(+/- 84)
Grandparent ages 30-59	114	(+/- 60)
Grandparent ages 60 and over	96	(+/- 46)
<b>Percent of grandparents living with <u>and responsible</u> for grandchildren who are...</b>		
... female	77.6%	(+/- 10.2%)
... male	22.4%	(+/- 10.2%)
<b>... ages 30-59</b>		
... female	84.2%	(+/- 14.1%)
... male	15.8%	(+/- 14.1%)
<b>... ages 60 and over</b>		
... female	69.8%	(+/- 20.0%)
... male	30.2%	(+/- 20.0%)
... in the labor force	46.2%	(+/- 17.5%)
... with income in the past 12 months that was below poverty level	51.0%	(+/- 19.5%)
... with no parent of grandchildren present	52.9%	(+/- 18.5%)

These data are from Table S1002 from the 2022 American Community Survey 5-year estimates.

Additional data are available at: <https://data.census.gov>

~ American Community Survey ~

# Grandparents Living with Grandchildren Gallatin County



<http://kybtn.ca.uky.edu>



Kentucky: By The Numbers  
<http://kybtn.ca.uky.edu>

Julie N. Zimmerman, Professor, Rural Sociology  
Amy Kostelic, Associate Professor Adult Development and Aging.  
August, 2024

The Kentucky: By the Numbers provides resources and access to county data to support local decision making. The entire series is available at <http://kybtn.ca.uky.edu>.

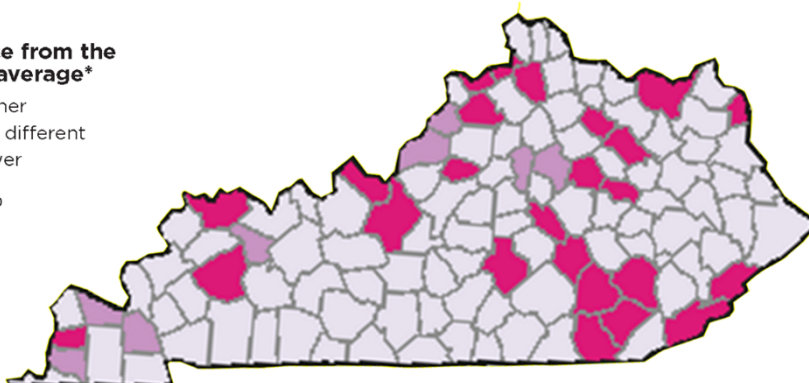
## Percentage of Population 30 Years Old and Over Living with Grandchildren: 2017-2021

American Community Survey 5-year estimates

Difference from the national average\*

- Higher
- Not different
- Lower

U.S. = 3.6%



\* Difference from the national average is significant at the 90 percent confidence level.

Map Source: Grandparents and their Coresident Grandchildren: 2021. U.S. Census Bureau. Pg. 7

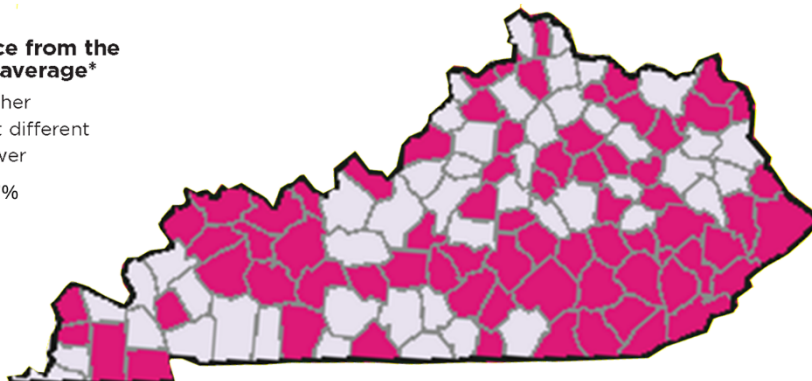
## Percentage of Population Living with Grandchildren Who Are Responsible for Their Coresident Grandchildren: 2017-2021

American Community Survey 5-year estimates

Difference from the national average\*

- Higher
- Not different
- Lower

U.S. = 32.7%



\* Difference from the national average is significant at the 90 percent confidence level.

Map Source: Grandparents and their Coresident Grandchildren: 2021. U.S. Census Bureau. Pg. 8.

Kentucky: By The Numbers is an Extension program in the Department of Community and Leadership Development at the University of Kentucky. For more information contact your local Cooperative Extension office or Dr. Julie N. Zimmerman, Professor of Rural Sociology, Department of Community and Leadership Development, 500 Garrigus Building, University of Kentucky, Lexington, KY 40546-0215. email: [izimm@uky.edu](mailto:izimm@uky.edu). The entire series is online at <http://kybtn.ca.uky.edu>

### Cooperative Extension Service

Agriculture and Natural Resources  
Family and Consumer Sciences  
4-H Youth Development  
Community and Economic Development

### MARTIN-GATTON COLLEGE OF AGRICULTURE, FOOD AND ENVIRONMENT

Educational programs of Kentucky Cooperative Extension serve all people regardless of economic or social status and will not discriminate on the basis of race, color, ethnic origin, national origin, creed, religion, political belief, sex, sexual orientation, gender identity, gender expression, pregnancy, marital status, genetic information, age, veteran status, physical or mental disability or reprisal or retaliation for prior civil rights activity. Reasonable accommodation of disability may be available with prior notice. Program information may be available in languages other than English. University of Kentucky, Kentucky State University, U.S. Department of Agriculture, and Kentucky Counties, Cooperating.

Lexington, KY 40506



Disabilities  
accommodated  
with prior notification.



# Grandparents Living with Grandchildren Garrard County



Kentucky: By The Numbers  
<http://kybtn.ca.uky.edu>

Julie N. Zimmerman, Professor, Rural Sociology  
Amy Kostelic, Associate Professor, Adult Development and Aging.  
August, 2024

Nationally, 3.7% of households have a grandparent who is living with their grandchildren (called coresident). For some grandparents, living with their grandchildren means also being responsible for them. According to the 2022 American Community Survey (ACS) 5-year estimates, between 2017 and 2022 in Kentucky there were an estimated 51,247 (+/- 2,009) grandparents who both lived with and had responsibility for their grandchildren. Of these, around two thirds were women and about one quarter had an income that was below poverty.

For more on grandparents living with their grandchildren, see the Census Bureau's resources at:

<https://www.census.gov/library/publications/2024/demo/p20-588.html>

For help in understanding the margin of error (the number in parentheses), see "And Now for the Grain of Salt: Margins of Error and the American Community Survey" at <https://kybtn.ca.uky.edu/content/publications>

The Kentucky: By the Numbers provides resources and access to county data to support local decision making. The entire series is available at <http://kybtn.ca.uky.edu>.

	<b>County</b>	
	2017-2022 5-year Estimate	Margin of Error (MOE)
<b>Number of grandparents living with own grandchildren under 18 years</b>	<b>529</b>	<b>(+/- 185)</b>
Grandparents living with own grandchildren under 18 years <b>and responsible for grandchildren</b>	258	(+/- 128)
Grandparent ages 30-59	177	(+/- 119)
Grandparent ages 60 and over	81	(+/- 59)
<b>Percent of grandparents living with <u>and responsible</u> for grandchildren who are...</b>		
... female	52.7%	(+/- 11.3%)
... male	47.3%	(+/- 11.3%)
<b>... ages 30-59</b>		
... female	45.2%	(+/- 12.2%)
... male	54.8%	(+/- 12.2%)
<b>... ages 60 and over</b>		
... female	69.1%	(+/- 19.2%)
... male	30.9%	(+/- 19.2%)
... in the labor force	46.5%	(+/- 13.0%)
... with income in the past 12 months that was below poverty level	32.2%	(+/- 20.5%)
... with no parent of grandchildren present	78.3%	(+/- 15.5%)

These data are from Table S1002 from the 2022 American Community Survey 5-year estimates.

Additional data are available at: <https://data.census.gov>

~ American Community Survey ~

# Grandparents Living with Grandchildren Garrard County



<http://kybtn.ca.uky.edu>



Kentucky: By The Numbers  
<http://kybtn.ca.uky.edu>

Julie N. Zimmerman, Professor, Rural Sociology  
Amy Kostelic, Associate Professor Adult Development and Aging.  
August, 2024

The Kentucky: By the Numbers provides resources and access to county data to support local decision making. The entire series is available at <http://kybtn.ca.uky.edu>.

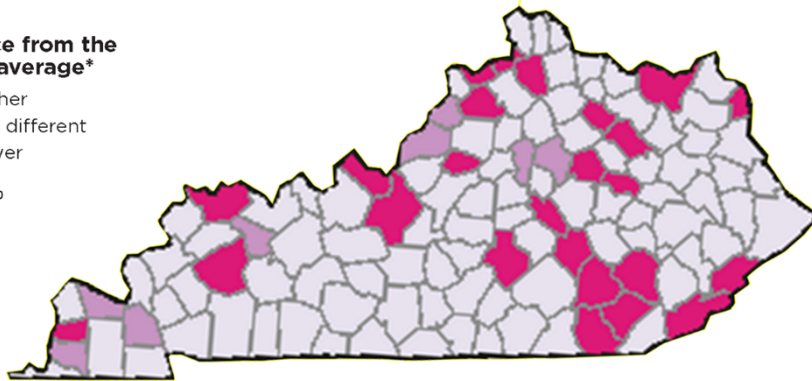
## Percentage of Population 30 Years Old and Over Living with Grandchildren: 2017-2021

American Community Survey 5-year estimates

Difference from the national average\*

- Higher
- Not different
- Lower

U.S. = 3.6%



\* Difference from the national average is significant at the 90 percent confidence level.

Map Source: Grandparents and their Coresident Grandchildren: 2021. U.S. Census Bureau. Pg. 7

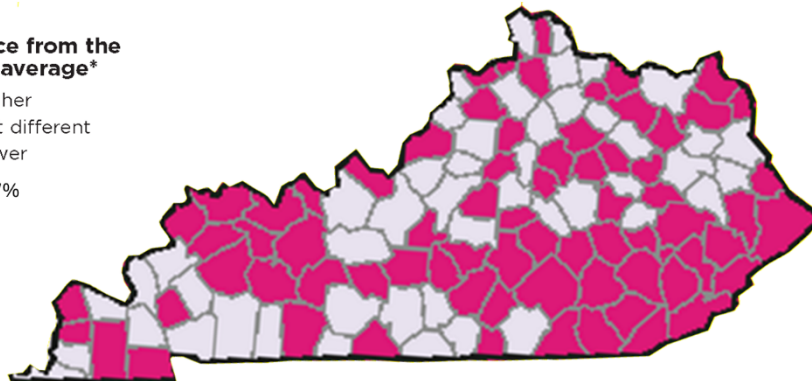
## Percentage of Population Living with Grandchildren Who Are Responsible for Their Coresident Grandchildren: 2017-2021

American Community Survey 5-year estimates

Difference from the national average\*

- Higher
- Not different
- Lower

U.S. = 32.7%



\* Difference from the national average is significant at the 90 percent confidence level.

Map Source: Grandparents and their Coresident Grandchildren: 2021. U.S. Census Bureau. Pg. 8.

Kentucky: By The Numbers is an Extension program in the Department of Community and Leadership Development at the University of Kentucky. For more information contact your local Cooperative Extension office or Dr. Julie N. Zimmerman, Professor of Rural Sociology, Department of Community and Leadership Development, 500 Garrigus Building, University of Kentucky, Lexington, KY 40546-0215. email: [izimm@uky.edu](mailto:izimm@uky.edu). The entire series is online at <http://kybtn.ca.uky.edu>

### Cooperative Extension Service

Agriculture and Natural Resources  
Family and Consumer Sciences  
4-H Youth Development  
Community and Economic Development

### MARTIN-GATTON COLLEGE OF AGRICULTURE, FOOD AND ENVIRONMENT

Educational programs of Kentucky Cooperative Extension serve all people regardless of economic or social status and will not discriminate on the basis of race, color, ethnic origin, national origin, creed, religion, political belief, sex, sexual orientation, gender identity, gender expression, pregnancy, marital status, genetic information, age, veteran status, physical or mental disability or reprisal or retaliation for prior civil rights activity. Reasonable accommodation of disability may be available with prior notice. Program information may be available in languages other than English. University of Kentucky, Kentucky State University, U.S. Department of Agriculture, and Kentucky Counties, Cooperating.

Lexington, KY 40506



Disabilities  
accommodated  
with prior notification.